




HOW TO PUT A PAY OUT REQUEST

A Step by Step guide
(Online Back Office Support)

A STEP BY STEP GUIDE TO PAYOUT REQUEST

○ Step 1:

- Log on to www.achieverequitiesltd.com



STEP 2: CLICK ON BACK OFFICE LOGIN



The screenshot displays the website's header with the logo and tagline, navigation menu, and a search bar. A callout box highlights the 'Back Office login' option in the top right corner.

making money differently
ACHIEVERS
EQUITIES LTD

ASCB(EI)
Accounting
Certification
Bodies

IBCF
International
Benchmarking
&
Certifications

Employee Login ▾ Back Office login ▾ DP Login ▾

Company Name Quotes ▾

HOME ABOUT US MARKET SERVICES ACHIEVERS DIRECT NRI RESEARCH CAREERS CONTACT US


Online Trading
Wealth Tracker
Fund transfer
Refer a friend
Download

Click on
Back
Office
Login

Unlimited Trade @ Rs 500/- Per Month!!! Amazing Offer!!!
Mega Value Plan


EQUITIES DERIVATIVES COMMODITIES INSURANCE CURRENCY

STEP 3: YOU ARE TAKEN TO B/O HOME PAGE



ACHIEVERS EQUITIES LTD - Online Accounts

SharePro Connect




User Name :


Password :

Login Type :

Accounting Year :

[New Client? Register here](#)  [Forgot Password?](#)

This version of Sharepro Connect may require a browser upgrade
[For more details click here](#)



STEP 4: LOG IN WITH YOUR USER ID & PASSWORD

ACHIEVERS EQUITIES LTD - Online Accounts

SharePro Conn



User Name :

Password :

Login Type :

Accounting Year :

Login
with your
User Id &
Password


[New Client? Register here](#)



[Forgot Password?](#)

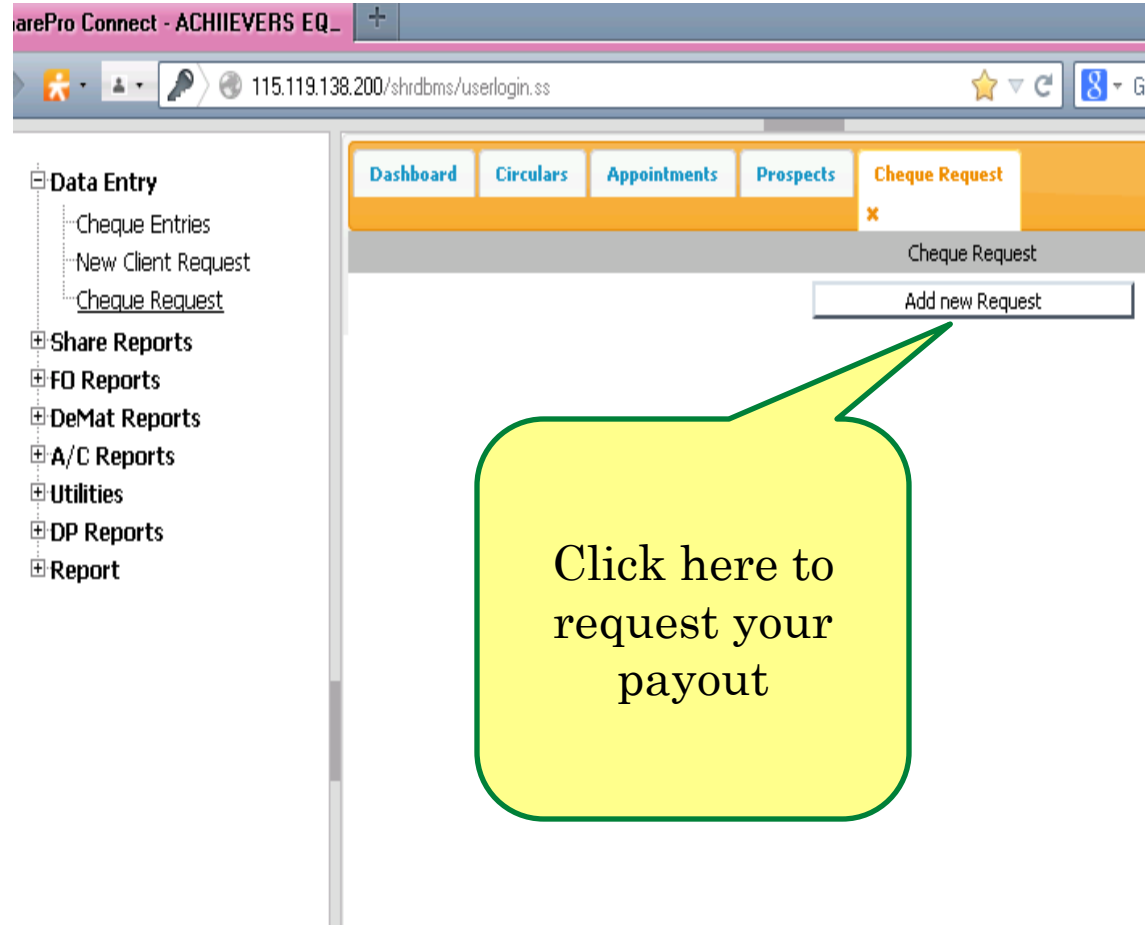
This version of Sharepro Connect may require a browser upgrade

[For more details click here](#)




INSIDE YOUR B/O LOGIN:

- Step 5:
 - Go to 'Menu' on your extreme left
- Step 6:
 - Click on 'Data Entry'
- Step 7:
 - Click on 'Cheque request'
- Step 8:
 - Click on 'Add new request'



The screenshot shows a web browser window with the URL `115.119.138.200/shrdbms/userlogin.ss`. The page has a navigation menu on the left with categories like 'Data Entry', 'Share Reports', 'FD Reports', 'DeMat Reports', 'A/C Reports', 'Utilities', 'DP Reports', and 'Report'. The 'Data Entry' category is expanded, showing 'Cheque Entries', 'New Client Request', and 'Cheque Request'. The 'Cheque Request' item is selected, and a sub-menu is visible with the 'Add new Request' button highlighted. A yellow callout box with a green border points to this button, containing the text 'Click here to request your payout'.



STEP 9: FILL IN YOUR PAYOUT DETAILS

SharePro Connect - ACHIEVERS EQUITIES LTD

Dashboard Circulars Appointments Cheque Request x Cheque Request x

Client Name : PANKAJ KOMAR DAS [P00127]

Bank : HDFC BANK LTD. [A/C No.00401050162688]

Segment : Security

Balance : -980.85 Cr.

Cash Margin : 0.00


Span : 0.00

Net Balance : -980.85 Cr.

Req.Amt. : 980.85

payment request is subject to Risk Parameters. Entering a request does not guarantee a payment.

Save Cancel



STEP 10: SAVE YOUR REQUEST, REST IS AUTOMATIC

Menu

Dashboard Circulars Appointments Cheque Request * Cheque Request *

Client Name : PANKAJ KUMAR DAS [P00127]

Bank : HDFC BANK LTD. [A/C No.00401050162688]

Segment : Security

Balance : -980.85 Cr.

Cash Margin : 0.00

Span : 0.00


Net Balance : -980.85 Cr.

Req.Amt. : 980.85

payment request is subject to Risk Parameters. Entering a request does not guarantee a payment.

Save Cancel

SAVE





Thank
You

Achievers Equities Limited
32 A Diamond Harbour Road
Sakher Bazaar, Behala, Kolkata 700008
Email: pay@achieversequitiesltd.com, Phone: 033 66063000